



Electrolux
PROFESSIONAL

Handling System for Dishwasher Cord conveyors for baskets


ITEM # _____

MODEL # _____

NAME # _____

SIS # _____

AIA # _____



863143 - 863144 - 863145 - 863146 - 863147 - 863148 -
863149 - 863150 - 863151 - 863152 - 863153 - 863154 -
863155 - 863156 - 863157 - 863158 - 863159 - 863160 -
863161 - 863162 - 863163

Short Form Specification

Item No. _____

Constructed in 304 AISI stainless steel. Square 40x40mm tubular legs on height-adjustable feet. Designed to be connected with rack type dishwasher using 500x500mm baskets.

Main Features

- Cord system generates smooth basket movement and improves hygiene.
- Range built in modules to allow a large number of conveyor combinations.
- Available as optional accessory a remote easy-to-reach emergency-stop buttons fitted where required.
- Drive Unit can sustain up to 10 m; for longer distances Central Units are needed.
- Conveyor speed is controlled by the dishwasher and the system automatically follows the machine speed.
- Designed to be connected with rack type dishwasher.
- The unit is part of the complete motorized handling system which can be installed either on loading and/ or unloading sides providing automatic loading and unloading the baskets for better ergonomic operation.
- The straight cord conveyor for basket is available from 500mm up to 2500mm with 100mm-step length.
- Remote easy-to-reach emergency stop buttons fitted where required.

Construction

- Thick welded flanges for sturdy connection between the units.
- All surfaces smooth with polished finish.
- S/S plain conveyor base for easy cleaning.
- 15 mm polyurethane cord, for easy cleaning.
- Constructed in AISI 304 1,5mm stainless steel.
- 15mm reinforced polyurethane cord, for smooth and easy running.
- 40x40mm stainless steel tubular and square legs.
- System equipped with accessories: end-limit switch, double strainer boxes and basin wash.
- Designed for 500x500mm baskets.
- 304 AISI stainless steel construction throughout.
- Included strainer basket to collect The food waste for easy to clean.

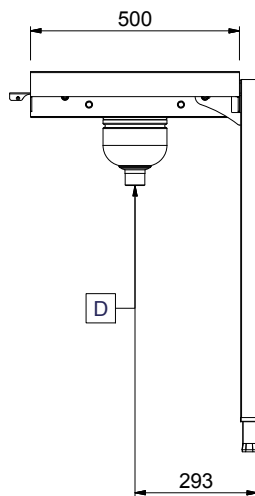
APPROVAL: _____



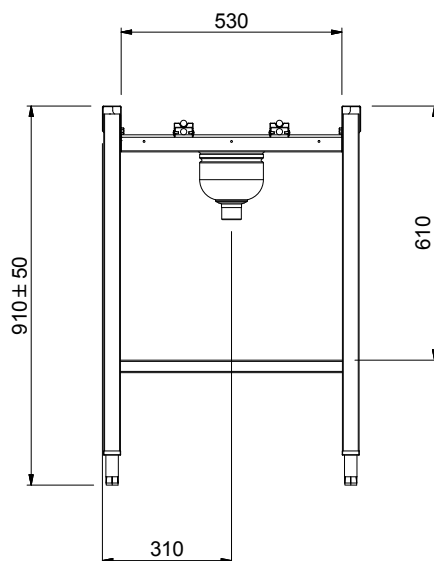
Electrolux
PROFESSIONAL

Handling System for Dishwasher Cord conveyors for baskets

Front

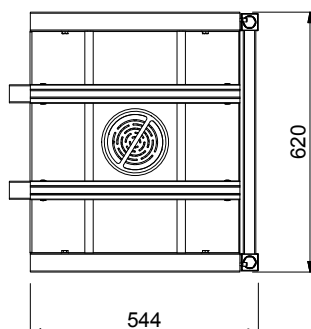


Side



D = Drain

Top



Key Information:

External dimensions, Width:

863143 (HSBCC5)	500 mm
863144 (HSBCC6)	600 mm
863145 (HSBCC7)	700 mm
863146 (HSBCC8)	800 mm
863147 (HSBCC9)	900 mm
863148 (HSBCC10)	1000 mm
863149 (HSBCC11)	1100 mm
863150 (HSBCC12)	1200 mm
863151 (HSBCC13)	1300 mm
863152 (HSBCC14)	1400 mm
863153 (HSBCC15)	1500 mm
863154 (HSBCC16)	1600 mm
863155 (HSBCC17)	1700 mm
863156 (HSBCC18)	1800 mm
863157 (HSBCC19)	1900 mm
863158 (HSBCC20)	2000 mm
863159 (HSBCC21)	2100 mm
863160 (HSBCC22)	2200 mm
863161 (HSBCC23)	2300 mm
863162 (HSBCC24)	2400 mm
863163 (HSBCC25)	2500 mm

External dimensions, Depth:

External dimensions, Height: 620 mm

Net weight:

863143 (HSBCC5)	11 kg
863144 (HSBCC6)	12 kg
863145 (HSBCC7)	13 kg
863146 (HSBCC8)	14 kg
863147 (HSBCC9)	15 kg
863148 (HSBCC10)	16 kg
863149 (HSBCC11)	17 kg
863150 (HSBCC12)	18 kg
863151 (HSBCC13)	19 kg
863152 (HSBCC14)	20 kg
863153 (HSBCC15)	21 kg
863154 (HSBCC16)	22 kg
863155 (HSBCC17)	23 kg
863156 (HSBCC18)	24 kg
863157 (HSBCC19)	25 kg
863158 (HSBCC20)	26 kg
863159 (HSBCC21)	27 kg
863160 (HSBCC22)	28 kg
863161 (HSBCC23)	29 kg
863162 (HSBCC24)	30 kg
863163 (HSBCC25)	31 kg

Height adjustment:

Basin material: Stainless Steel AISI 304 - EN

Type of rollers: 1.4301

Type of rollers: Cord



Optional Accessories

	863143	863144	863145	863146	863147	863148	863149	863150	863151	863152	863153	863154	863155	863156	863157	863158	863159	863160	863161	863162	863163
863077 - Plain undershelf for roller conveyor, 1200 mm								✓	✓	✓	✓	✓	✓	✓	✓	✓	✓	✓	✓	✓	✓
863078 - Plain undershelf for roller conveyor, 1300 mm									✓	✓	✓	✓	✓	✓	✓	✓	✓	✓	✓	✓	✓
863079 - Plain undershelf for roller conveyor, 1400 mm										✓	✓	✓	✓	✓	✓	✓	✓	✓	✓	✓	✓
863080 - Plain undershelf for roller conveyor, 1500 mm											✓	✓	✓	✓	✓	✓	✓	✓	✓	✓	✓
863081 - Plain undershelf for roller conveyor, 1700 mm													✓	✓	✓	✓	✓	✓	✓	✓	✓
863082 - Plain undershelf for roller conveyor, 1800 mm														✓	✓	✓	✓	✓	✓	✓	✓
863083 - Plain undershelf for roller conveyor, 1900 mm															✓	✓	✓	✓	✓	✓	✓
863084 - Plain undershelf for roller conveyor, 2000 mm																✓	✓	✓	✓	✓	✓
863085 - Plain undershelf for roller conveyor, 2200 mm																		✓	✓	✓	✓
863086 - Plain undershelf for roller conveyor, 2300 mm																			✓	✓	✓
863087 - Plain undershelf for roller conveyor, 2400 mm																				✓	✓
863088 - Plain undershelf for roller conveyor, 2500 mm																					✓
863103 - Grid undershelf, 1200 mm								✓	✓	✓	✓	✓	✓	✓	✓	✓	✓	✓	✓	✓	✓
863104 - Grid undershelf, 1300 mm									✓	✓	✓	✓	✓	✓	✓	✓	✓	✓	✓	✓	✓
863105 - Grid undershelf, 1400 mm										✓	✓	✓	✓	✓	✓	✓	✓	✓	✓	✓	✓
863106 - Grid undershelf, 1500 mm											✓	✓	✓	✓	✓	✓	✓	✓	✓	✓	✓
863107 - Grid undershelf, 1700 mm													✓	✓	✓	✓	✓	✓	✓	✓	✓
863108 - Grid undershelf, 1800 mm														✓	✓	✓	✓	✓	✓	✓	✓
863109 - Grid undershelf, 1900 mm															✓	✓	✓	✓	✓	✓	✓
863110 - Grid undershelf, 2000 mm																✓	✓	✓	✓	✓	✓
863111 - Grid undershelf, 2200 mm																		✓	✓	✓	✓
863112 - Grid undershelf, 2300 mm																			✓	✓	✓
863113 - Grid undershelf, 2400 mm																				✓	✓
863114 - Grid undershelf, 2500 mm																					✓
863170 - 10 m cord for cord conveyor (mandatory - to be ordered according to the length of the complete layout)	✓	✓	✓	✓	✓	✓	✓	✓	✓	✓	✓	✓	✓	✓	✓	✓	✓	✓	✓	✓	✓
863171 - 30 m cord for cord conveyor (mandatory - to be ordered according to the length of the complete layout)	✓	✓	✓	✓	✓	✓	✓	✓	✓	✓	✓	✓	✓	✓	✓	✓	✓	✓	✓	✓	✓
863172 - 50 m cord for cord conveyor (mandatory - to be ordered according to the length of the complete layout)	✓	✓	✓	✓	✓	✓	✓	✓	✓	✓	✓	✓	✓	✓	✓	✓	✓	✓	✓	✓	✓
865143 - Kit for cord welding	✓	✓	✓	✓	✓	✓	✓	✓	✓	✓	✓	✓	✓	✓	✓	✓	✓	✓	✓	✓	✓
865162 - Emergency stop kit for Rack Type Dishwasher (not for Basic handling system)	✓	✓	✓	✓	✓	✓	✓	✓	✓	✓	✓	✓	✓	✓	✓	✓	✓	✓	✓	✓	✓
865219 - Plain undershelf for roller conveyor, 600 mm			✓	✓	✓	✓	✓	✓	✓	✓	✓	✓	✓	✓	✓	✓	✓	✓	✓	✓	✓
865220 - Plain undershelf for roller conveyor, 1100 mm							✓	✓	✓	✓	✓	✓	✓	✓	✓	✓	✓	✓	✓	✓	✓
865221 - Plain undershelf for roller conveyor, 1600 mm												✓	✓	✓	✓	✓	✓	✓	✓	✓	✓
865222 - Plain undershelf for roller conveyor, 2100 mm																	✓	✓	✓	✓	✓
865235 - Connection bracket for plain undershelf and grid undershelf (to be used if roller conveyor is connected directly to Rack Type Dishwasher with splash hood)			✓	✓	✓	✓	✓	✓	✓	✓	✓	✓	✓	✓	✓	✓	✓	✓	✓	✓	✓
865236 - Grid undershelf, 600 mm		✓	✓	✓	✓	✓	✓	✓	✓	✓	✓	✓	✓	✓	✓	✓	✓	✓	✓	✓	✓
865237 - Grid undershelf, 1100 mm							✓	✓	✓	✓	✓	✓	✓	✓	✓	✓	✓	✓	✓	✓	✓
865238 - Grid undershelf, 1600 mm												✓	✓	✓	✓	✓	✓	✓	✓	✓	✓
865239 - Grid undershelf, 2100 mm																		✓	✓	✓	✓
865452 - Plain undershelf for roller conveyor, 800 mm				✓	✓	✓	✓	✓	✓	✓	✓	✓	✓	✓	✓	✓	✓	✓	✓	✓	✓
865453 - Grid undershelf, 800 mm				✓	✓	✓	✓	✓	✓	✓	✓	✓	✓	✓	✓	✓	✓	✓	✓	✓	✓